

GROWING IOWA'S GLOBAL PARTNERSHIPS



Debi Durham | Executive Director
Iowa Economic Development Authority | Iowa Finance Authority

Iowa is Centrally Located in North America



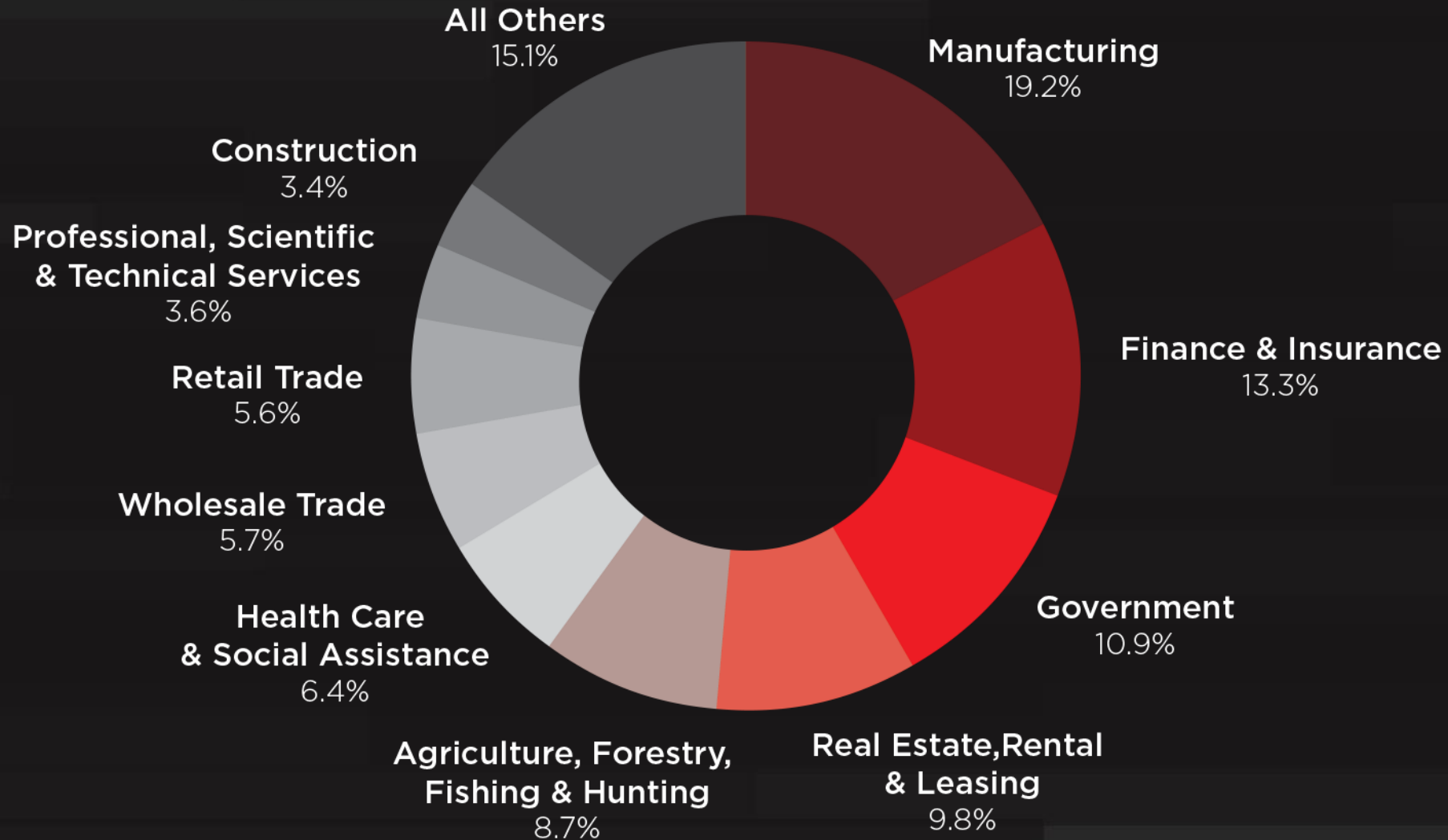
Iowa's Economy

IOWA'S GDP IN 2020 WAS **\$169.5 BILLION**

MANUFACTURING IS THE
LARGEST CONTRIBUTOR TO IOWA'S GDP

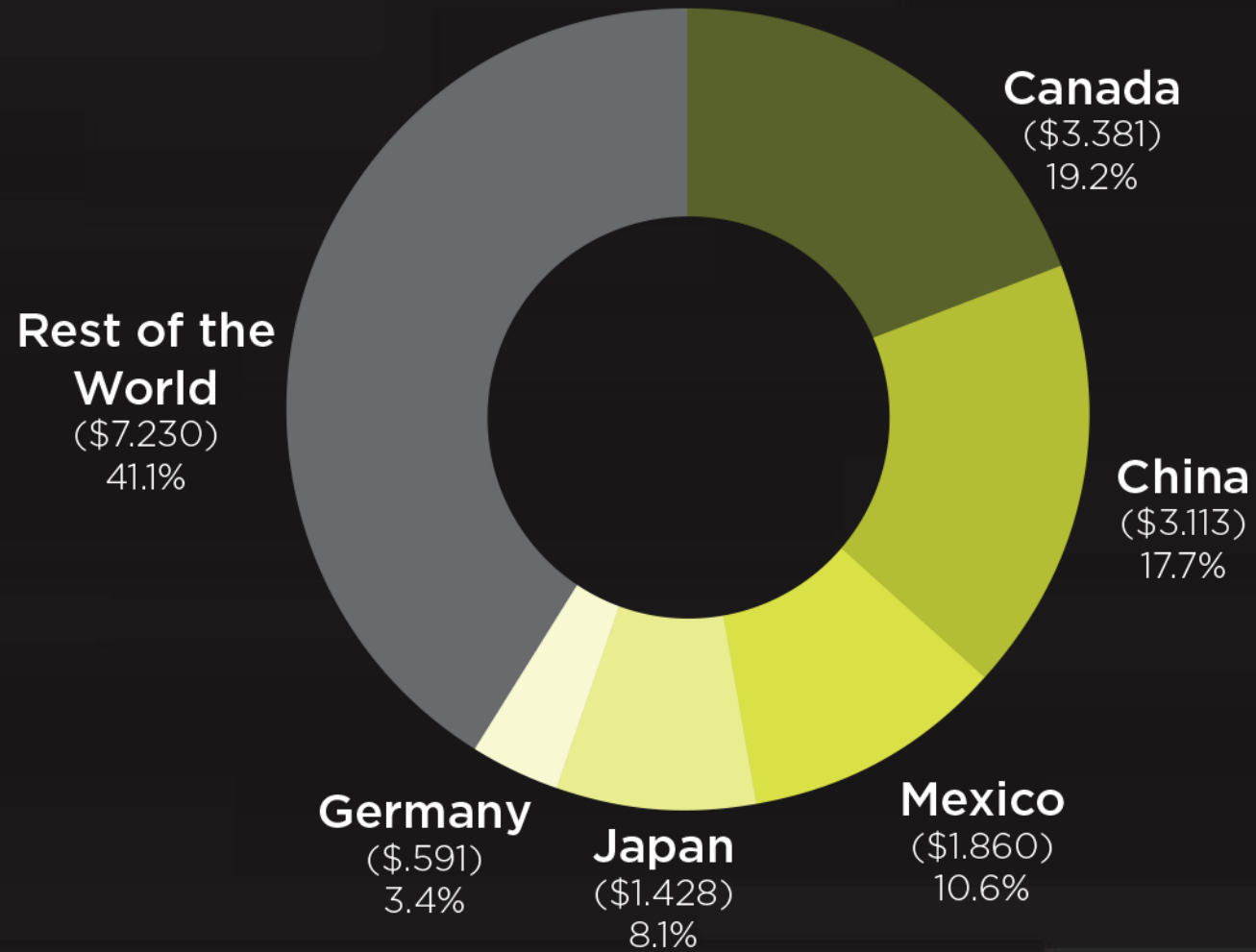
IOWA RANKED **#1** FOR "OPPORTUNITY" IN THE U.S.
BASED ON AFFORDABILITY, ECONOMIC
OPPORTUNITY AND EQUALITY

Iowa's Economy



2020 Iowa Top Export Markets

Billions of USD



Foreign Direct Investment in Iowa

485 FOREIGN-OWNED COMPANIES OPERATE IN IOWA
EMPLOYING OVER 60,100 WORKERS

SINCE 2010, FOREIGN FIRMS HAVE OVER
\$5.24 BILLION OF CAPITAL INVESTMENT IN IOWA

16% OF IOWA'S MANUFACTURING EMPLOYMENT
ARE WORKING FOR FOREIGN FIRMS



**ADVANCED
MANUFACTURING**



BIOSCIENCES



**FINANCE AND
INSURANCE**



INFORMATION TECHNOLOGY



EDUCATIONAL TECHNOLOGY

Insurance and Financial Services

IOWA IS HOME TO MORE THAN
180 INSURANCE COMPANY HEADQUARTERS

TOP 5 STATES FOR
PERCENT OF GDP FROM INSURANCE



IOWA HAS THE **SECOND-HIGHEST CONCENTRATION
OF INSURANCE EMPLOYEES IN THE NATION**

Advanced Manufacturing

MANUFACTURING REPRESENTS
18% OF IOWA'S GDP

\$29.9 BILLION OF IOWA'S GROSS STATE PRODUCT
IS GENERATED BY MANUFACTURING

MANUFACTURING EMPLOYS
15% OF IOWA'S TOTAL WORKFORCE

Iowa's Advanced Manufacturing Industry

BRIDGESTONE



Collins Aerospace

NSK



SIEMENS



JOHN DEERE



3M



SSAB

Renewable Energy Portfolio



**IOWA RANKS 1st IN ELECTRICITY
GENERATED FROM CLEAN POWER SOURCES
(WIND, SOLAR AND ENERGY STORAGE)**

**IOWA RANKS 3rd IN CLEAN POWER GENERATION
WITH A CAPACITY TO GENERATE 11,778 MW**

**58% OF IOWA'S TOTAL POWER OUTPUT
COMES FROM RENEWABLE SOURCES**

Data Centers



Food Manufacturing and Processing

**IOWA IS RANKED 1ST IN CORN PRODUCTION,
PORK PRODUCTION, EGG PRODUCTION AND RED MEAT
PRODUCTION — 2ND IN SOYBEAN PRODUCTION**

**IOWA ANNUALLY PRODUCES NEARLY
\$38 BILLION IN FOOD PRODUCTS**

**IOWA IS HOME TO 29 OF THE LARGEST
100 FOOD MANUFACTURERS AND PROCESSORS**

Biosciences

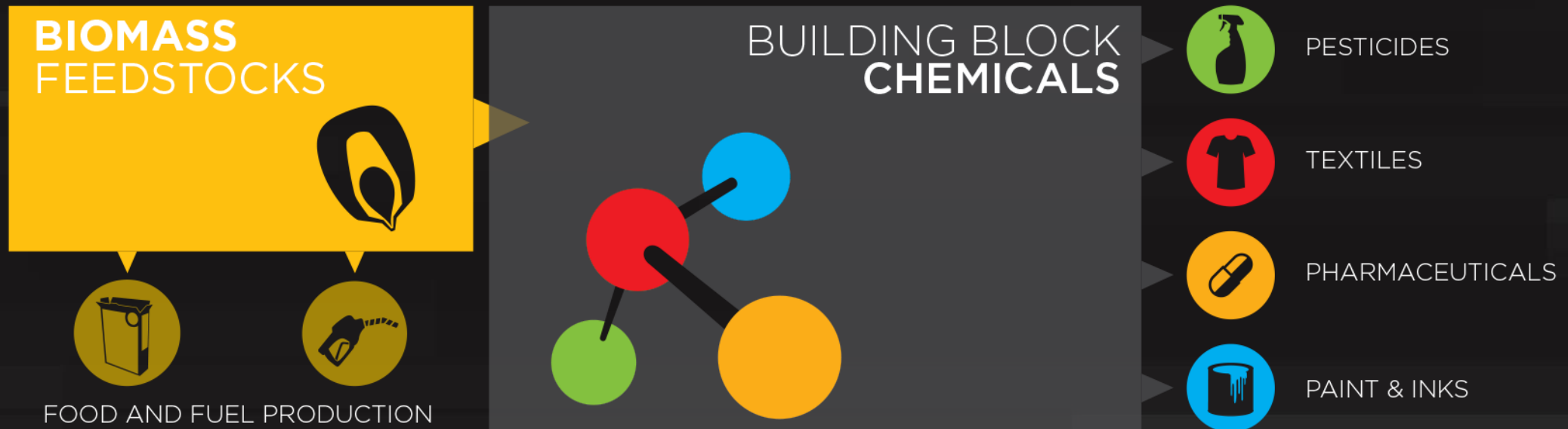
BIOSCIENCES EMPLOYS **OVER 28,000 PEOPLE IN IOWA**

IOWA'S BIOSCIENCE R&D EXPENDITURES ARE \$1.59 PER CAPITA
30% HIGHER THAN THE NATIONAL FIGURE

IOWA'S BIOSCIENCE SECTOR
GENERATES \$7.1 BILLION IN DIRECT ECONOMIC OUTPUT

Renewable Chemical Production

- First-of-its-kind incentive program to encourage the production of biochemicals from biomass feedstocks
- Biochemical production is the fastest growing segment in the biosciences industry



Iowa's Biosciences Industry



Quality Education and Skilled Workforce

IOWA RANKS 1st IN
U.S. HIGH SCHOOL GRADUATION RATE AT 91.6%

AT 1.65 MILLION WORKERS,
IOWA'S LABOR FORCE PARTICIPATION RATE
IS ONE OF THE HIGHEST IN THE NATION

IOWA RANKS 2nd IN CONCENTRATION OF
SCIENCE AND ENGINEERING DEGREES CONFERRED
PER 1,000 PEOPLE AGES 18-24

Iowa's Value Proposition

- Low cost of doing business
- Central geographic location in North America
- Top-rated quality of life
- Ranked 1st in workforce quality (*Chief Executive*, 2018)
- Ranked 1st in opportunity. (*U.S. News & World Report*, 2021)
- Right-to-work state
- Commitment to renewable energy and sustainability
- Refundable research and development activities tax credit
- Direct financial assistance and tax benefit programs for job creation and new capital investment projects
- Flexible job-training programs that provide customized training for new and current employees

Iowa's Commitment to Japan

Mr. Allen Williams

Manager, Business Development

Iowa Economic Development Authority

Tel: +1.515.348.6194

Email: allen.williams@iowaeda.com

Mr. Ichiro Hirose

State of Iowa - Japan Representative

Tel: +81.(0)44.866.1977

Email: kinichinagako@yahoo.co.jp



iowaeda.com

 [IowaEconomicDevelopment](https://www.facebook.com/IowaEconomicDevelopment)

 [BusinessIowa](https://twitter.com/BusinessIowa)

Debi Durham | debi.durham@iowaeda.com